




Aladdin



Aladdin MOSAIC-SERIES

USER MANUAL

THANK YOU FOR YOUR PURCHASE

User Manual

Version: 22. August 2022, 2:23 PM

Aladdin Lights
info@aladdin-lights.com

START-UP GUIDE



LEGEND

1	Plug for M-WDIM (optional)
2	Plug for DC Power
3	Control Box with Buttons

STATUS DISPLAY

Description	LEFT LED	RIGHT LED
Bi-Color Mode	ON	OFF
RGB Mode	OFF	ON
Remote Controller Connected	ON	ON
High Temperature Warning	BLINK	BLINK
Blackout	BLINK	BLINK

push "M" button for more than a second to black out, push shortly to change modes

Unpack your panel and accessories from the kit. Plug in the panel connector to your dimmer-unit. Use the extension in between if needed. Plug in your dimmer-unit to a power outlet.

If you have also purchased the optional DMX Attachment or the Wired Dimmer (M-WDIM) you can put them between the panel (or extension cable) and the AC adapter.

For any further questions about using our products please refer to our customer service or watch the instructional videos on www.aladdin-lights.com or [YouTube](https://www.youtube.com).

DOWNLOAD THE APP

Using your ALL-IN panel with the new app for smartphones is a convenient way of controlling your light. It is available as free download on Android and iOS. You can store your own color filters in the app by dialling the desired RGB / Bi-Color values, have more control over the hues and saturation of lighting effects and much more. Give it a try and you will be amazed about the convenience in your workflow. Find the QR-codes for direct download below.



iOS



Android

IMPORTANT CAUTIONS AND WARNINGS

- Do not use near flammables and heaters.
- Do not expose the unit to direct sunlight for a long period (applies also for storing in a car).
- Do not use the dimmer wire or extension wire to hang or mount the panel.
- Do not bend or fold the panel more than 90 degrees.
- Do not tape directly on the LEDs of the panel - they can burn out.
- Do not damage the product with improper force or cause any impact with heavy objects.
- Do not cut the panel with sharp objects.
- Keep out of reach of children.
- The panel will heat up when running a long period of time on 100% power, make sure to have it in your eyesight at all times. Use the frame to assure enough air flow for heatreduction.
- Use the product only within the temperature range of -10°C – +40°C.
- Make sure the panel has cooled down before storing it in the pouch or any other case.
- When you have technical problems while using the product, stop using it immediately and contact your dealer / reseller.

WARRANTY

We provide a one year warranty period after the purchase. This warranty covers repairs or a replacement for faulty products within this period. After this warranty has been expired, you can still get repairs for your product which will be charged extra.

Aladdin Lights reserves the right to refuse warranty service on products under disputable conditions.

WARRANTY EXCLUSIONS

In case of any of the below listed causes, the warranty does not apply, even if it is within the free warranty period.

- Product failure due to consumer negligence.
- Product failure due to usage of not compatible power sources.
- Product failure due to disassembly by not official resellers/distributors.

SELECTED OPTIONAL ACCESSORIES



M-WDIM

Lumenradio Capability,
Easier Control and
Effects!



M-WDEXCA3M

3 meters of extension
cable for Dimmer



M-EXCA3M

3 meters of extension
cable for power supply

TECHNICAL SPECIFICATIONS

MOSAIC 4X4	
Color Temperature:	2900K - 6100K
Input (PSU):	100V AC to 240V AC
Input (LED Panel):	48V DC / 12.5A
Power Consumption:	600W
Connectivity:	BLE (Bluetooth Low Energy) Lumenradio* DMX-512**
Control:	Control Box on the Back App Control (iOS / Android) Remote Dimmer*

MOSAIC 3X6	
Color Temperature:	2900K - 6100K
Input (PSU):	100V AC to 240V AC
Input (LED Panel):	48V DC / 12.5A
Power Consumption:	600W
Connectivity:	BLE (Bluetooth Low Energy) Lumenradio* DMX-512**
Control:	Control Box on the Back App Control (iOS / Android) Remote Dimmer*

MOSAIC 2X4	
Color Temperature:	2900K - 6100K
Input (PSU):	100V AC to 240V AC
Input (LED Panel):	48V DC / 7.3A
Power Consumption:	350W
Connectivity:	BLE (Bluetooth Low Energy) Lumenradio* DMX-512**
Control:	Control Box on the Back App Control (iOS / Android) Remote Dimmer*

* optional Wired Dimmer (M-WDIM)

** optional DMX Attachment (DMX-AT)



Aladdin
www.aladdin-lights.com

PICTURE BY ALADDIN LIGHTS